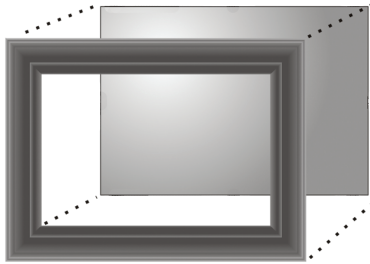


INSTALLING YOUR MIRROR WRAP

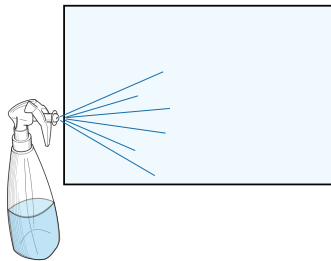


1



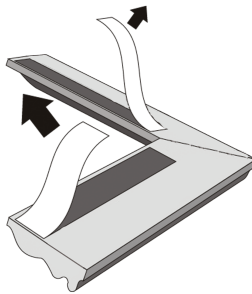
Always dry fit your Mirror Wrap before installation. Hold the Mirror Wrap up to the mirror to ensure a proper fit. Once lined up, make sure the Mirror Wrap is going to be level. It will be difficult to move after installation.

2



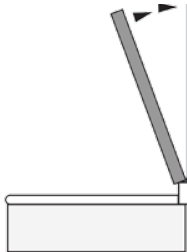
Clean Mirror to ensure that there is no foreign objects or residue on mirror.
LET MIRROR DRY !!!!!

3




Remove the protective strips from tape to expose the adhesive.

4



Once tape backing is removed, place frame onto mirror using backslash to rock into position.

5



Enjoy your new Framed Mirror.